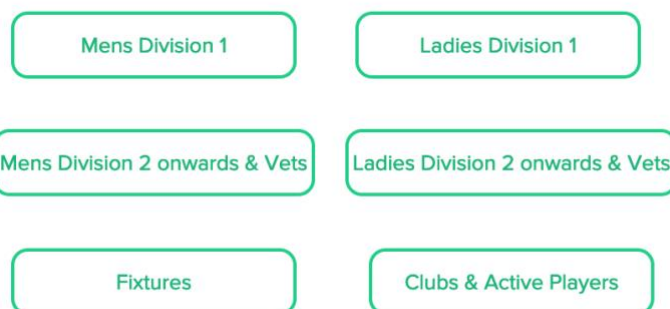


## Logging on to League Planner

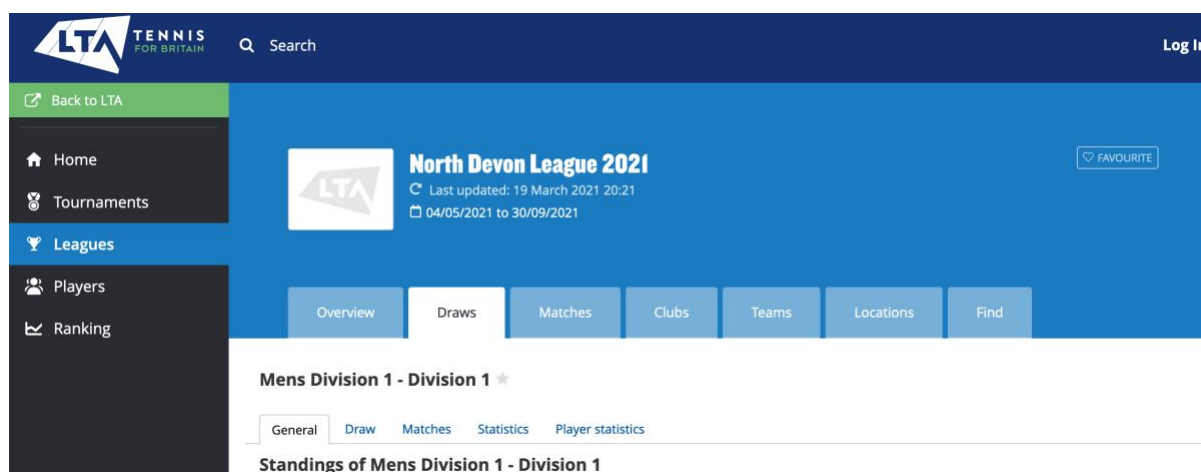
1. Go to <https://tennisnorthdevon.com>
2. Click on one of the links on the home page for current season
3. Each club has been supplied a login id and pw
4. Login names look like Itadevxxx where xxx are 3 numbers
5. The password is a series of letters and numbers. This is a shared ID & PW for your club captains. *The LTA are unable to view your clubs' passwords online so **Please ask your captains NOT to change or reset your Clubs password.***



Click on one of the League Planner Buttons below to view more information

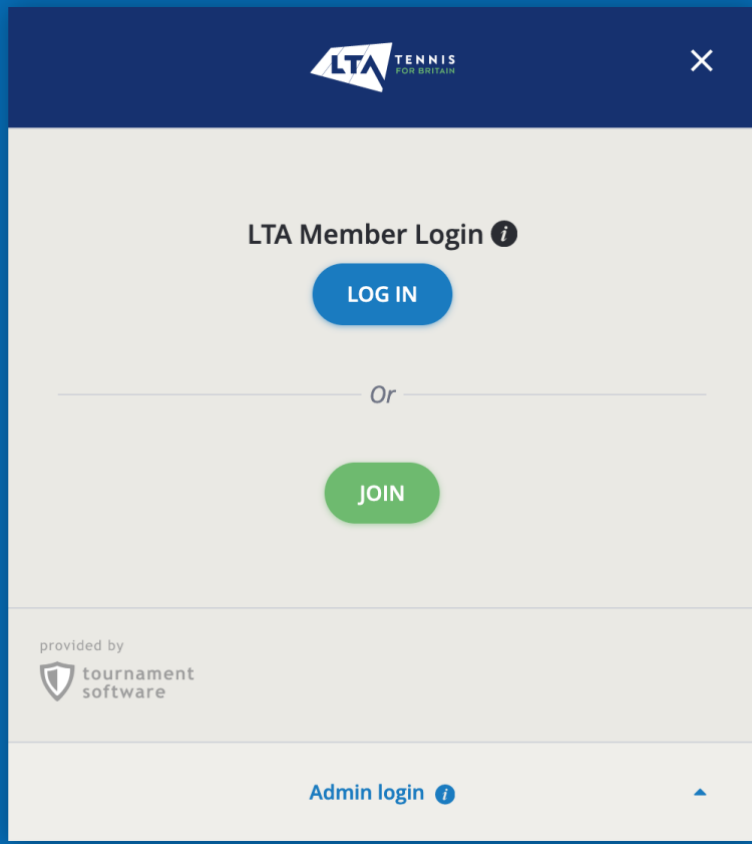


Clicking on of the above buttons will display the relevant page on League Planner



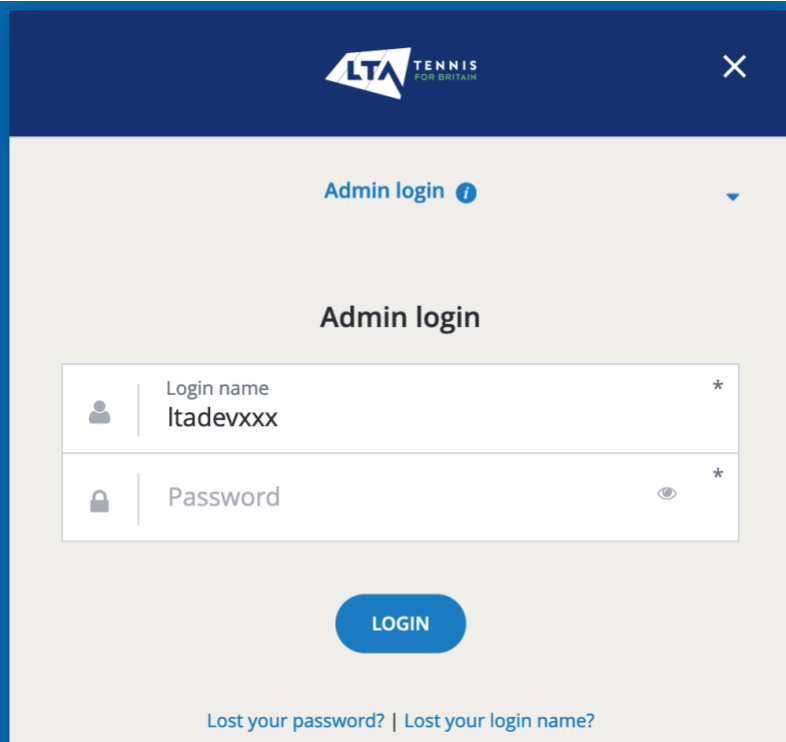
To update any club information or input match results you need to login. Click on Log in

At bottom click on “Admin Login”



The screenshot shows the LTA Member Login page. At the top is the LTA Tennis for Britain logo. The main heading is "LTA Member Login" with an information icon. Below it is a blue "LOG IN" button. A horizontal line with the word "Or" in the center separates this from a green "JOIN" button. At the bottom left, it says "provided by" with the "tournament software" logo. At the bottom right, there is a link for "Admin login" with an information icon and a small upward arrow.

Enter your supplied Login name and password. (Can copy and paste)



The screenshot shows the Admin login page. At the top is the LTA Tennis for Britain logo. Below it is a link for "Admin login" with an information icon and a small downward arrow. The main heading is "Admin login". Below this are two input fields: "Login name" with the value "ltadevxxx" and a password icon, and "Password" with a password icon and an eye icon to toggle visibility. Below the fields is a blue "LOGIN" button. At the bottom, there are links for "Lost your password?" and "Lost your login name?".

You'll now be logged in as your club, on the page you first selected

